

Welcome to Compass

A guide for parents & families



What does Compass do for me?

Compass allows you to access up-to-date and meaningful information about our school and your child's progress. Compass includes many different features, including the ability to:

- Monitor your child's attendance, and enter an explanation for absence or lateness
- Communicate with your child's teachers, and update your family contact details
- View your child's timetable and the school calendar
- Monitor your child's homework and assessment tasks
- Pay and provide consent for events and school fees

Our school will advise parents when each of these features becomes available for parent use.

Accessing Compass

Compass is a web-based system that is accessible on any modern web browser (Internet Explorer, Firefox, Chrome, Safari) or by using the Compass iOS or Android apps (please see next page).

To access the parent portal, go to our school's website and click the Compass link on the homepage.

Alternatively, you can go to schools.compass.education where you can search for our school's direct URL.

To log in you will require your unique family username and password. These details will be provided to you by our school.

Your login details should be kept secure. Students will have a separate login. Upon first login, you will be required to change your password and confirm your email address and mobile phone number. These details may be used by our school for SMS, password recovery and email communication throughout the year.

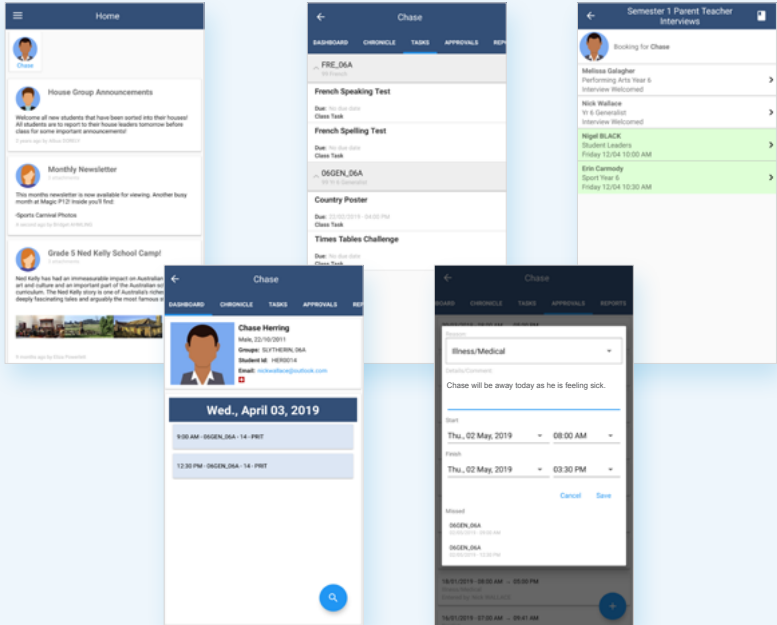


Compass Apps

You can download the Compass App on iOS and Android devices, simply search for **Compass School Manager** in the store.

Using the app you can:

- View the school news feed
- Receive messages from the school
- View your child’s timetable and the school calendar
- View Learning Tasks
- Add Attendance Notes
- Pay and consent for Events



The Compass home screen

The home screen provides you with relevant alerts and news, as well as quick access to your child’s profile.

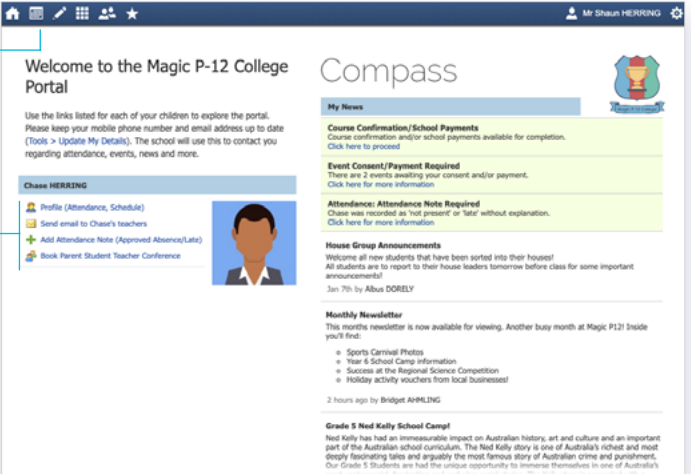
School Calendar

View details of upcoming events, your child’s timetable and other relevant school-wide activities.

Your Children

Provides you with a quick summary of available options and highlights a summary of upcoming and overdue tasks.

To access more information click on the relevant quick link or select Profile to access detailed information about your child.



Main Menu

Allows you to access other Compass and school resources. The Tools icon allows you to update your contact details and change your password.

Alerts

Custom notifications for items that require your action or attention. These may include excursion notifications, ordering options for school photos, absence notifications, survey, and student report availability.

News

Recent school news items and information relevant to you. This may include newsletters, details of upcoming events.

Attendance: Entering an Attendance Note

- 1

From the Compass home screen (or from your student’s profile), click the **Add Attendance Note** item.
- 2

From the pop-up window

➤ Select the reason

➤ Enter a brief description of the absence

➤ Select the start and finish time

➤ Click the ‘Save’ button

Where possible, attendance notes should be entered prior to the absence/lateness occurring.

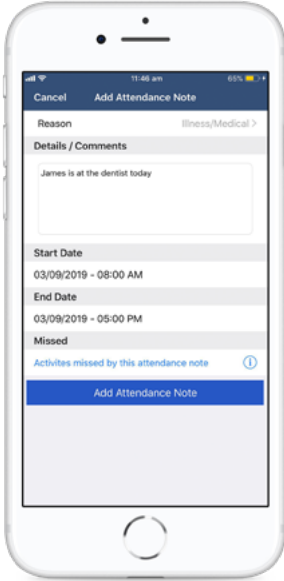
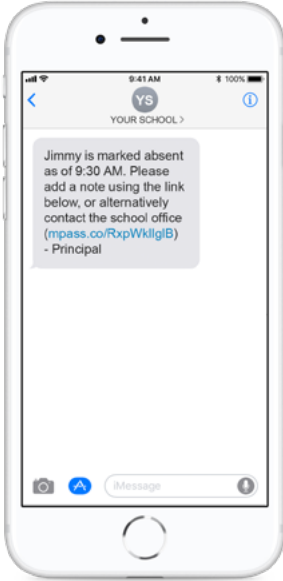


What is an Attendance Note?
An Attendance Note is used to explain when your child is absent or late for school.

Attendance: SMS Link

If your child is marked as absent without prior approval you will receive a message containing a link. When you follow the link, you will have the opportunity to explain the absence.

The link will expire after you have clicked it, meaning that it cannot be used to explain unapproved absences in the future. Instead, you will receive another message containing a new link, allowing you to repeat the process.



Attendance: Summary

Using Compass you can view up-to-the-minute attendance information for your child.

Notes

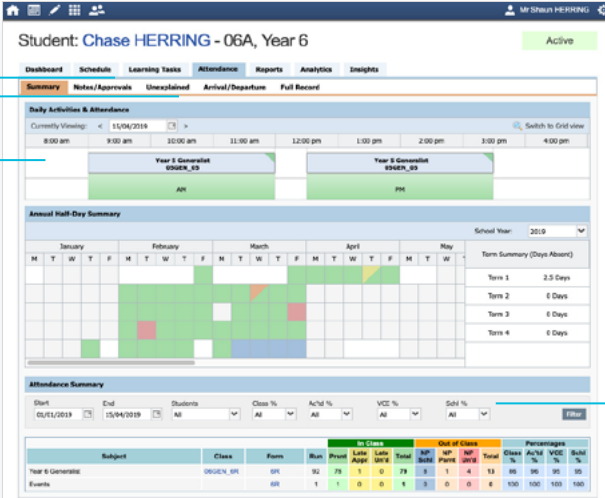
This sub-tab provides a list of attendance explanations for your child. From this tab you can also add absence notes (both past and future).

Explain Specific Absences

This sub-tab provides a list of all unexplained lates and absences from class. From this tab you can click to approve specific absences.

Daily Snapshot

Provides a quick snapshot of today's classes and your child's attendance marking.



Attendance Summary

Includes a summary of attendance in each class. For full details about a specific absence, click the appropriate number in the grid. For an explanation of a heading item, hover your mouse over the heading of interest.

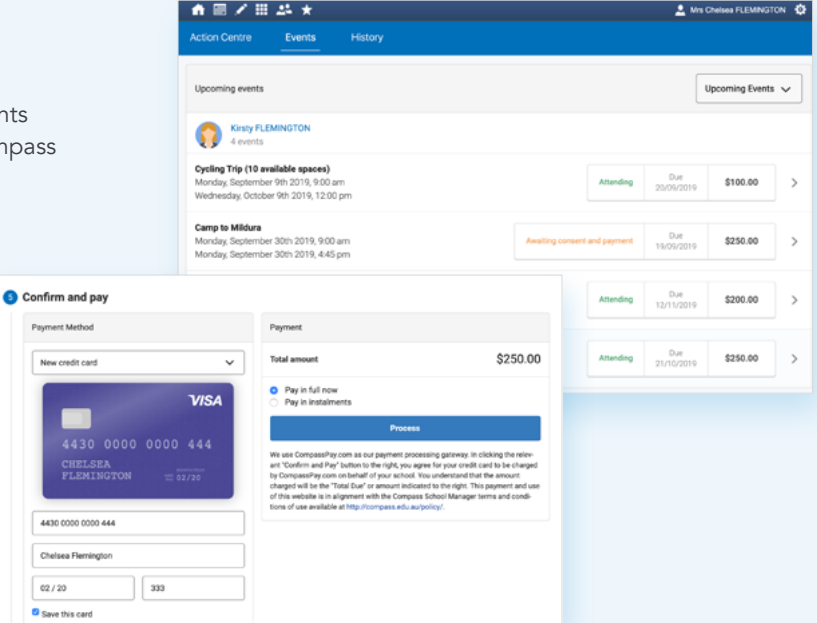
When students are marked 'Not Present' in class this can sit in one of three different categories. These include:

- NP Schl** Not present in class and is explained by a school related activity.
- NP Parnt** Not present in class and is explained by a parent approval.
- NP Unap** Not present in class with no explanation entered.

Events, Consent and Payments

Parental consent and payment is often necessary for events and excursions. In order to make this process easier, Compass collates and lists anything that requires consent and/or payment in the **Action Centre**.

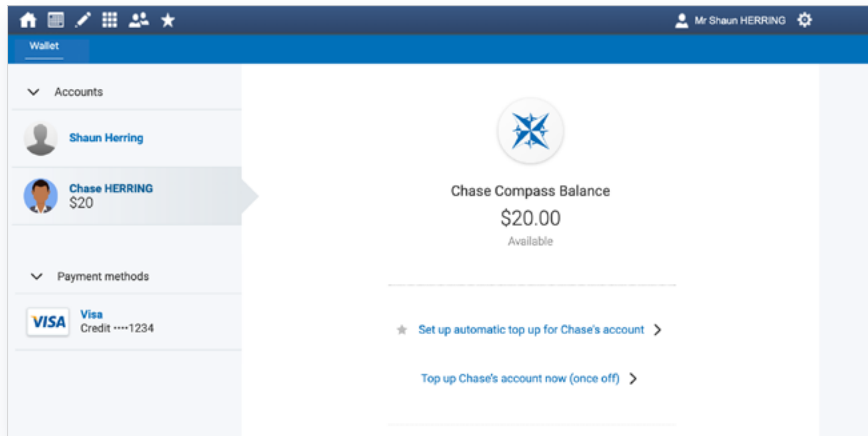
When you access the **Action Centre** you can view events requiring consent/payment and any course confirmations which need to be completed displayed under the 'Action Centre' tab. You can view the details of upcoming events by clicking the 'Events' tab and selecting the event you wish to view.



Wallet

Using the 'Wallet' function in Compass you can securely store your credit card details in order to top-up your student's account for quick and convenient payment.

To make this process even more seamless, you have the option of setting up an automatic top up for an account.



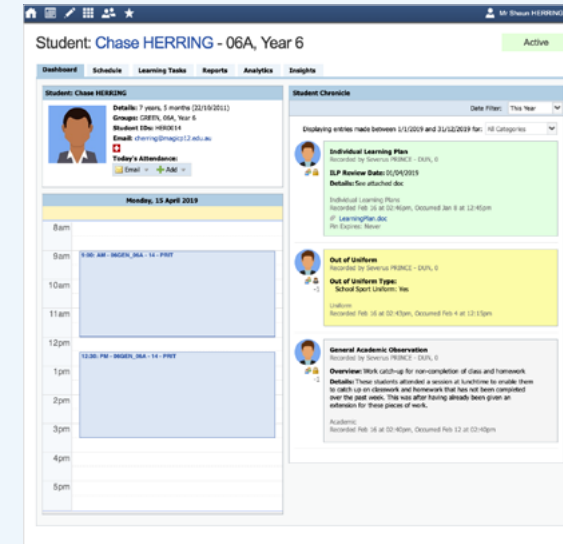
Student Profile

The Student Profile is the destination for all your child's information.

The Student Profile can be accessed by clicking on your child's name from the home screen.

The Student Profile dashboard provides you with an overview of today's classes and activities, the ability to email your child's teachers, and a summary of teacher observations (Student Chronicle).

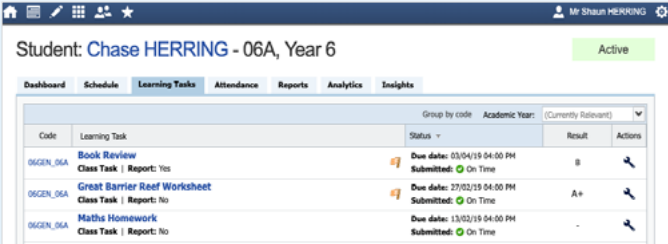
For more detailed information, including assessment tasks, attendance, and surveys, navigate through the tabs along the top of the Profile.



Learning Tasks

Individual student view

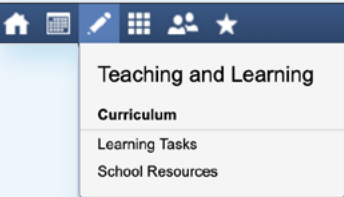
You can view an up-to-date record of your child’s homework and upcoming assessment tasks under the ‘Learning Tasks’ tab in the ‘Student Profile’.



Code	Learning Task	Status	Due date	Submitted	Result	Actions
06GEN_06A	Book Review Class Task Report: Yes	On Time	03/04/19 04:00 PM	On Time	B	
06GEN_06A	Great Barrier Reef Worksheet Class Task Report: No	On Time	27/02/19 04:00 PM	On Time	A+	
06GEN_06A	Maths Homework Class Task Report: No	On Time	13/02/19 04:00 PM	On Time	-	

Consolidated view

If you have multiple children at the school, you can view a consolidated list by clicking ‘Learning Tasks’ from the ‘Teaching and Learning’ menu item.



Privacy and Security

When you use Compass you will notice a padlock appears in your browser’s address bar on the left.

This is because Compass uses a technology called TLS (Transport Layer Security). This means that your Compass session is encrypted and secure. Further, Compass adheres to PCI DSS compliance obligations to ensure any credit card details are managed safely, consistent with industry credit card regulations.

We are committed to the privacy of your information. Full information on the Compass Privacy Policy can be found at <https://www.compass.education/policy>



Compass Parent Introductory Booklet

Compass School Manager, Compass Education, and the associated logos are registered trademarks used under licence. This document is copyright with intellectual property owned or licenced by Compass Education Pty Ltd or in the case of some materials, by third parties.

Copyright 2019. Compass Education PO Box 366 Balwyn North, Victoria 3104

www.compass.education

