

Student Guide

We will learn. We will be safe.

We will be fair. We will be proud.



Explore. Dream. Discover.

PRINCIPAL'S WELCOME MESSAGE



Welcome to Coodanup College. The next stage of your educational journey will start right here at the College for the next six years. During these years, we will work alongside you and your families to get the best out of your learning experiences,

ensuring that you have every opportunity to be successful in life.

As an Independent Public School, and well established in the community, Coodanup College is a school distinctive for its spirit of community and for the creative, personalised learning experience it offers to all students. The College has established a reputation of which the community is most proud of and we continue to commit to a vision of progressive, creative learning, where all students are encouraged through our College Motto of: Explore. Dream. Discover. We encourage you to Explore through your learning, Dream about what you want to achieve and Discover ways to be the best you can with given opportunities. Our College is about learning and how we can get the best out of ourselves and others. Our College values are:

We will learn. We will be safe.
We will be fair. We will be proud.

These values guide everything we do and the way we treat each other. We have very high expectations that each and every student, with support, will learn to the best of their ability. Again, with support, we have high expectations on students to be positive, caring and respectful of others.

I am sure you are leaving your primary schooling with the fondest of memories and be assured that you will gain even better memories throughout your time as a secondary student at Coodanup College.

Mark Utley, Principal



CONTENTS



2	Principal's Welcome Message
4	Frequently Asked Questions
16	Learning Areas
20	Behaviour And Wellbeing

FREQUENTLY ASKED QUESTIONS

WHAT CAN I EXPECT AT COODANUP COLLEGE?

You probably have a lot of questions about what life will be like when you get to Coodanup College. Don't worry, you are not alone.

HOW CAN WE HELP YOU?

We can answer all your questions during Orientation.

HOW CAN YOU HELP YOURSELF?

Take this booklet home, read it, show your parents/caregivers and then read it again over the school holidays to refresh your memory.

At high school there is a great selection of new subjects, new teachers and a whole range of new activities. You will meet a lot of new friends as well as bumping into old friends from your primary school.

You might find it a bit hard to find your way around at first, but you'll soon get the hang of it.

It also might seem a bit strange to be the youngest group in the school but that won't last long, you will soon find yourself moving on to Year 8 or 9. If you get lost or are confused about anything at all, go to the Student Hub or ask any staff member for help. Don't forget to use your map.

WHAT WILL WE DO ON THE FIRST DAY OF SCHOOL?

First of all, we will meet in Home Room and you will meet a group of other students. Your Home Room Mentor will give you your timetable and any information you need to know. Remember to carry your new timetable with you at all times. During your first few days, you will be orientated around the College to familiarise yourselves with your new environment.

WHAT IS A HOME ROOM?

Home Room is the start of your College day made up of a select group of students from your year group. You will meet these same students every morning in Home Room. In this time the Home Room Mentor will check attendance and notes and provide you with information. If you have been late to school or away sick, your Home Room Mentor will need a note from your parent/caregiver on the day you return to College.



FREQUENTLY ASKED QUESTIONS

WHAT IS A FACTION SYSTEM?

The faction system creates a positive school culture. Students develop school pride by participating in activities and celebrating success. Upon enrolling at Coodanup College, each student is allocated into one of four factions.

All students have the opportunity to compete in different activities in a supportive environment. Students are encouraged to wear their faction shirt and compete in sporting games throughout the year.





WHAT DO STUDENT LEADERS DO?

Student leaders are positive role models within the College and the wider community who initiate activities to build a positive culture. Every single young person in our school now has the opportunity to become a student leader and represent our school with dignity and pride.

Student leaders are selected from each year group, based on their leadership qualities and will attend meetings to develop ideas to interact and build relationships within the community.

Leaders act as ambassadors of the College and assist with events to make a positive difference in their own and other people's lives. Student leaders participate in school activities where they are the first to welcome our school community and other stakeholders to our school, providing a good impression of what our college is all about. They show respect, initiative, and good manners.

Our student leaders will contribute to our school community and have the courage to be an upstanding citizen, demonstrate initiative, develop strength of character, earn the esteem of others, inspire others as a role model in our school and have their voice heard.

Students are challenged and expected to work collaboratively to inspire and motivate others in promoting a school culture of pride and belonging. Student leadership provides students with a fantastic opportunity to develop their communication, teamwork, leadership, and other key employability skills to make them future ready for their next steps whilst owning their learning experience at Coodanup College.

We believe that all students have the capacity to lead within our school culture and we aim to develop individuals to explore, dream and discover throughout their school lives.

FREQUENTLY ASKED QUESTIONS

WHAT DO THEY MEAN WHEN THEY SAY, "BE ORGANISED"?

This is a good question and this may mean different things in different subjects. So come to class with the equipment you need (e.g. in some subjects that means paper, pens, pencils, books, calculators, clothes or shoes). If you are usually sleepy in the morning, pack your bag the night before, check your timetable to make sure you have everything you need.

Keep your equipment neat, clean and tidy. Keep food in its place (bags, box etc.) and your work neat and tidy. Parents/caregivers can help you with this organisation if you are still having trouble. Make sure you put your name on your work. Read instructions carefully and if you don't understand them, seek help from others.

HOW MUCH HOMEWORK WILL I GET?

You will have homework in most of your subjects. We suggest you allow a little time each afternoon or evening (around ½ hour - 1 hour) and occasionally time on the weekends to work on whatever needs to be done. If you don't have work to do, check your file and organise it and re-read any notes you have been given. Make sure you get into the habit of recording all your homework and then check it, that way you can never forget any work.

Remember, at high school you will be given assignments as well as class work to complete and they will take a lot more time. Don't leave them to the last minute, do a little bit each night on an assignment and it will be much more manageable. High school is about preparing you for life and for a job, we hope that you will take it seriously and work hard to get good grades and make great progress. If you have concerns with the amount of homework, talk to your Teacher, Year Coordinator or support person at the College.

WHAT HAPPENS IF I AM LATE TO SCHOOL?

You must sign in at the Student Hub window, this is very important. Go there and get a late note, and then give that note to your teacher when you get to class. Make sure you don't get into bad habits and do this regularly.

WHERE DO I BUY AND EAT LUNCH?

You can buy your recess/lunch at the College canteen. Most Junior School students sit with their peers and find a comfortable place to make their own. There is an allocated area for junior school with your own play equipment and space to feel comfortable.



FREQUENTLY ASKED QUESTIONS

WHERE ARE THE TOILETS?

This is the first question most new students really want to ask, so when you are on your tour take special note of where the toilets are and check your College map too. It is best to make sure that you always use the student toilets at recess and lunchtimes to avoid disruptions during class. Yorga is the Aboriginal/Noongar word for female and Marmun is the Aboriginal/Noongar word for male, which you may also find on the toilet door sign. There are also universal toilet facilities within the College.

CAN I USE MY MOBILE PHONE AT COLLEGE?

The use of mobile phones for all students is not permitted from the time you enter the school grounds to the conclusion of the school day. Mobile phones should be 'off and away all day'.

WHAT DO I WEAR TO COLLEGE?

Wearing a uniform is important as it shows pride in the College, allows staff to identify students on the College site and meets our safety guidelines in subjects such as Science and Woodwork.

WHAT IF I AM SICK?

Minor injury and illness can happen from time to time in schools. Most problems are minor and do not require specialist or emergency care. As a general rule, we use a traffic light system when supporting young people at school. This is outlined below:

GREEN Non-Emergency

Students should not be sent out of class for these issues.

Students with health issues such as hay fever, sore throats and minor grazes should be looked after by the teacher and kept in class.

AMBER Non-Emergency

Students should be sent, with a student pass, to the Student Hub for these issues.

Students with health issues such as abdominal pain, significant distress or vomiting should be sent with a note, to the Student Hub.

RED Emergency

Staff should contact the Student Hub / Administration Office (9581 0900) immediately for these issues.

Staff should contact the Student Hub or Administration Office immediately for these issues.

For students who have ongoing and persistent medical issues, they may be referred (by a staff member or parent/guardian) to the Student Services Team for further support.

WHAT WOULD I USE THE STUDENT HUB FOR?

The Coodanup College Student Hub is a fun, comfortable and safe space for all students. The Hub offers students a variety of resources and services. These include:

- Fiction books, graphic novels, picture books for all ages, reference books (non-fiction)
- Educational and recreational magazines
- Internet access
- Four computer hubs
- Photocopier/printer facilities
- PBIS

Opening Times

The Student Hub is open from 8am to 3pm Monday to Friday. Students are more than welcome to come in and use the Hub during these times; we only ask that you be respectful of College property and of other students trying to learn around you.

The Student Hub is available to students at lunchtime on a rotational basis by year group during the week. Please refer to the Hub staff for year group allocations.

The PBIS store is open on Tuesdays and Thursdays during lunchtime where student purchases can be collected or students can view what is currently available in the store.

SmartRider Cards

When you commence at Coodanup College, please visit the Student Hub for your SmartRider card to be ordered. Incoming Year 7s will have their card ordered as part of their transition to High School in the first week. Your SmartRider card is not only used for public transport, it can be used at the canteen, as a library card, and signing in/out of school.

If your card is lost or stolen, you will need to order and pay for a new card at the Administration Office before school. A replacement fee of \$5 is payable for lost/stolen cards.



COODANUP COLLEGE MAP




WHAT DO I DO IF I GET LOST AT HIGH SCHOOL?






Don't panic, if you are late to class because you are lost, your teacher will understand. Seek help from the nearest staff member or use your map to go to the Student Hub where you will be looked after.

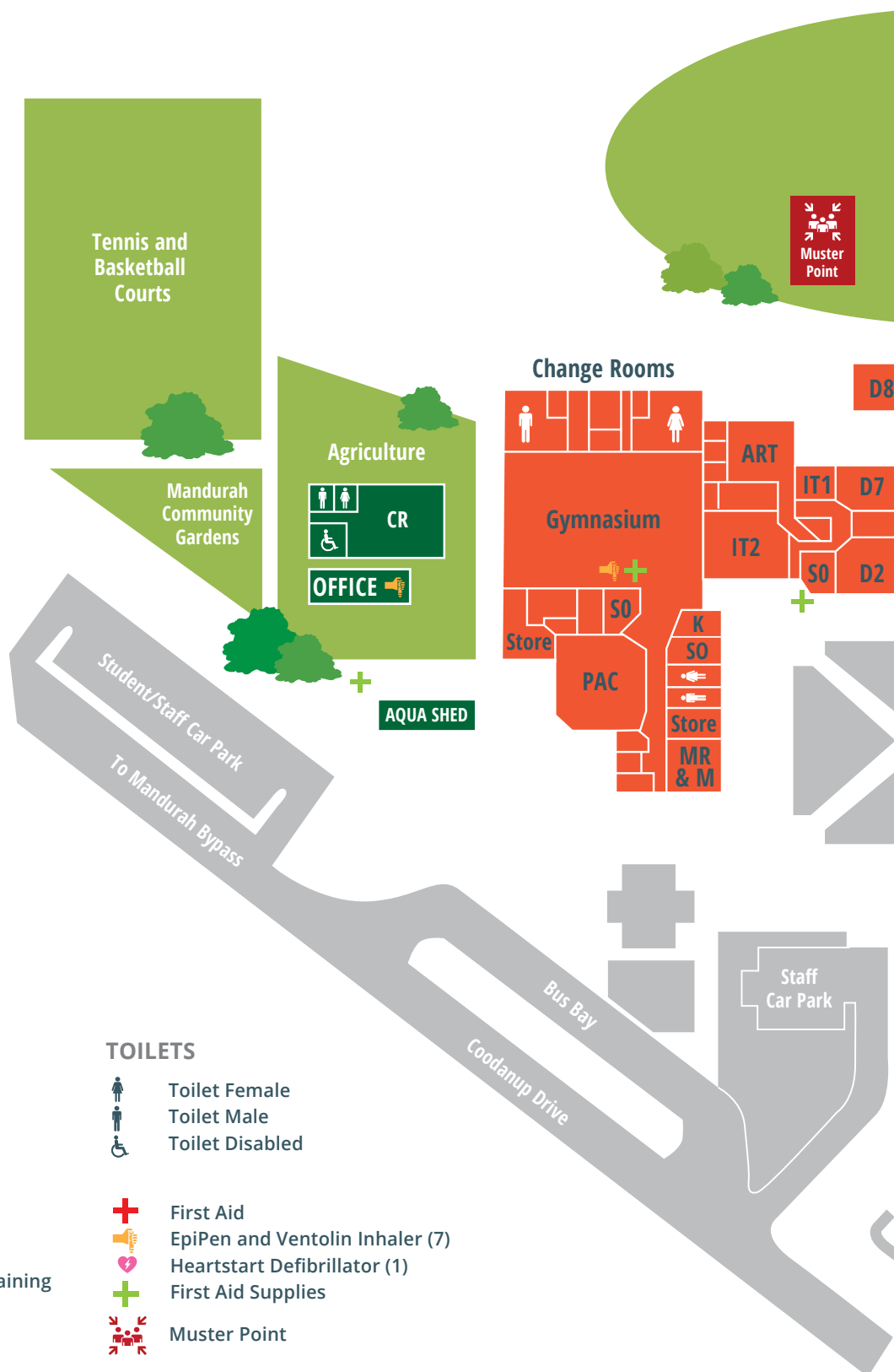
KEY

A	Art
CO	Chaplain Office
CR	Classroom
DP	Deputy Principal
GO	Gardener Office
GS	Gardener Shed
HC	Health Centre
IT (1,2)	Information Technology
IWS	Industrial Workshop
K	Kitchen
M	Music
MCS	Manager Corporate Services
MR	Media Room
MW	Metal Work
NO	Nurses Office
P	Principal
PAC	Performing Arts Centre
SA	Systems Administrator
SO	Staff Office / School Office
SS	Student Services
SSM	Student Services Manager
TR	Therapy Room
VET	Vocational Education and Training
WC	Wellbeing Centre
WW	Woodwork

TOILETS

	Toilet Female
	Toilet Male
	Toilet Disabled

	First Aid
	EpiPen and Ventolin Inhaler (7)
	Heartstart Defibrillator (1)
	First Aid Supplies
	Muster Point





FREQUENTLY ASKED QUESTIONS

WHO IS VINO?

Assistance Dogs Australia - Educational Support Dogs

**Trained and assessed by Assistance Dogs Australia,
Educational Support Dog “Vino” is our four-legged Classmate.**

Starting a new school year can be a nerve-wracking time, particularly when you are transitioning to high school - or a student with learning difficulties, autism or attention deficit disorder (ADHD). But when you have a four-legged friend at school to greet you with a wagging tail and a cuddle, things seem less daunting.

Educational Support Dogs provide support to students in several ways, offering emotional support, recognising signs of stress and anxiety, and helping improve concentration and social skills. Having a dog in the College supports the research of the therapeutic value of dogs as non-judgmental companions for people, especially those with social and emotional needs.



WHAT DOES MY TIMETABLE MEAN?

On the first day you will receive a copy of your timetable from your Home Room Mentor during home room. Instead of staying in one classroom all day, you'll get the opportunity to change rooms and change teachers. There are special rooms at College for practical subjects like Science, Food Technology, Art, Digital Technology, Woodwork and Metalwork. The timetable will show the period, the class, the teacher, the time and the room. The following is an example to show you what to expect. We have added some notes to explain what each entry means. Please note that class times are different on Wednesday.

Your name will be here

You will see this mentor every morning for home room

Information about your year and what home room you're in

COODANUP COLLEGE
Student Timetable
Schedule: 2021 Semester 2
Student :
Form Teacher: Mr V Luckman
Grid: Year 7 2021
Year Group: 7
Room : E6
Student Reference: 4713
Form: 7 K Wason
House: North
Student Number: 32589848

(# = User defined times) (- = Dash)

	Monday	Tuesday	Wednesday	Thursday	Friday
Before School					
Form	7KB_1 7 KB Home Room Mr V Luckman E6 08:38-08:50	7KB_1 7 KB Home Room Mrs K Wason E6 08:38-08:50	7KB1_1 7 KB Home Room Mrs K Wason E6 08:58-09:10	7KB_1 7 KB Home Room Mrs K Wason E6 08:38-08:50	7KB_1 7 KB Home Room Mrs K Wason E6 08:38-08:50
Period 1	7PE2_1 Physical Education Mr V Luckman OvalD 08:50-09:50	7MAT2_1 Mathematics Mr L Gunn E7 08:50-09:50	7ENQ2_1 English Mrs K Wason E6 09:10-10:05	7HE2_1 Health Education Mrs S Elbott D1 08:50-09:50	7SCQ_1 Science Mrs K Wason LAB 1 08:50-09:50
Period 2	7MAT2_1 Mathematics Mr L Gunn E7 09:50-10:50	7ENQ2_1 English Mrs K Wason E6 09:50-10:50	7DIGT2_1 Digital Technology Ms Il De Beer B3 10:05-11:00	7SCQ_1 Science Mrs K Wason E6 09:50-10:50	7HASS2_1 Humanities and Soci Mr L Gunn E7 09:50-10:50
Recess					
Period 3	7AGR_3 Agriculture Mr J Allen AG 11:15-12:15	7HASS2_1 Humanities and Soci Mr L Gunn E7 11:15-12:15	7MAT2_1 Mathematics Mr L Gunn E7 11:25-12:20	7HASS2_1 Humanities and Soci Mr L Gunn E7 11:15-12:15	7ENQ2_1 English Mrs K Wason E6 11:15-12:15
Period 4	7AGR_3 Agriculture Mr J Allen AG 12:15-13:15	7ENQ2_1 English Mrs K Wason E6 12:15-13:15	7HASS2_1 Humanities and Soci Mr L Gunn E7 12:20-13:15	7FT1_4 Food Technology Miss T Gavrilovic FOOD1 12:15-13:15	7PE2_1 Physical Education Mr V Luckman OvalD 12:15-13:15
Lunch					
Period 5	7ZORE2_1 Zones of Regulation Ms A Weiner E6 13:40-14:40	7SCQ_1 Science Mrs K Wason E6 13:40-14:40	7SCQ_1 Science Mrs K Wason E6 13:40-14:40	7FT1_4 Food Technology Miss T Gavrilovic FOOD1 13:40-14:40	7MAT2_1 Mathematics Mr L Gunn E7 13:40-14:40

Periods are your classes

This information shows:
the subject, your teacher's name, the room
you are in and the time of the class

LEARNING AREAS

WHAT WILL I LEARN?

You are going to find Coodanup College a really great and interesting place to be, and you will have lots of opportunities to try out new ideas and learn many new skills. Your teachers are here to help you develop new skills and assist you to do your very best.

The following pages have information on some of the subjects available at Coodanup College: English, Mathematics, Science, HASS (Humanities and Social Science), Digital Technology, Health and Physical Education are subjects that all high school students study. We have also included some subjects that you will get to try out next year.

Agriculture

In Year 7 you will explore the areas of Agriculture on the College's very own Agricultural Farm. You will:

- Investigate the five kingdoms of animals and plants
- Investigate animals in farming, the origins of plants and animals, plant propagation, animal care and animal handling
- Have the opportunity to do practical work in production gardens and the introduction of an iFarm
- Gain experience in an Aquaculture shed as well as free range sheds with laying hens and air conditioned accommodation with small rabbits.

Bush Rangers

In Year 7 you will learn about the importance of conserving the natural environment and see the reasons why it is so important to look after. You will be able to explore and discover areas of natural significance like the Mandurah Estuary, the local

beaches and rivers and find out why they are so significant. As a bush ranger you will also take part in outdoor activities and have access to Canoeing, Stand Up Paddle Boarding and Bushwalking. The main aims of the bush rangers program is to:

- Learn about the different plants and animals in the local natural environments around Mandurah
- Go on excursions to learn about the environment from experts
- Go on excursions to experience new ways to enjoy nature, such as Canoeing and Stand Up Paddle Boarding
- Go on camps and day trips based around developing your understanding of conservation
- Take part in conservation activities within the community such as growing mussels in the Marina.

Digital Technology

In Year 7 you will gain a basic understanding of the following IT principles. You will:

- Discuss the various types of networks, simulate a network, and discuss security requirements
- Develop an understanding of the vital role that data plays in your lives through decomposing a problem, collecting, and inputting data and developing an application to solve the problem
- Use the context of applications and digital games development to learn text-based programming
- Learn how to become a good digital citizen and how to carry out online relationships responsibly. This includes being aware of identity theft, how to keep your private information safe and how to make good and safe choices online.

English

In Year 7 you will focus on the strands of Literature, Literacy and Language. You will:

- Listen, read and review a variety of text types
- Work independently, in groups and as a class
- Read and analyse several novels
- Be a creative writer
- Reflect on your work.

Health

In Year 7 you will focus on prevention, and cover areas of importance to you as an adolescent living in a rapidly changing world. You will:

- Learn about resilience, personal and mental health
- Learn about respectful relationships
- Learn how caffeine, nicotine and over-the-counter drugs can affect your health
- Learn about physical and community health.

Food Specialisations

In Year 7 Food Specialisations curriculum, students will learn the following:

- How to identify the nutritional value of various foods
- How to utilise different processing techniques to prepare food
- Hygiene and food safety standards practiced in the kitchen
- How to collaborate with a partner to interpret a set recipe
- Various kitchen skills such as measuring, cutting, and managing time effectively
- Identify and correctly use kitchen utensils.

Humanities and Social Science (HASS)

In Year 7 you will be introduced to the study of Humanities and Social Science subjects, which are History, Civics and Citizenship, Geography, Economics and Business. You will:



LEARNING AREAS

- Develop skills in historical and geographical inquiry
- Learn about ancient civilisations
- Learn how to analyse evidence to develop a hypothesis
- Learn about Natural Resources, Water Sustainability and Place and Liveability
- Be introduced to Geographical concepts of Space, Place, Interconnectivity, Change, Environment, Sustainability and Scales
- Be able to use your skills in both a written and a fun and creative way
- Also learn about our political and legal system
- Be introduced to business and the world of work.

Mathematics

Mathematics involves solving real life problems. In order to do so, you will need to understand mathematical ideas and develop fluency and confidence to perform calculations. In Year 7, you will:

- Learn how Mathematics fits in the world around you
- Develop calculation skills using all four operations on whole numbers, fraction, and decimals
- Use formulas; cost items; and develop understanding of algebra
- Recognise different triangles and develop problem solving skills involving angles
- Investigate statistics, measurement, and geometry with 3D objects
- Involve yourself collaboratively in activities, games, and interactive learning
- Work in groups with your friends as well as on your own
- Find yourself amazed by the beauty and wonder of Mathematics.

Media

In Year 7 you will be introduced to Media and the basics of Media production. You will:

- Develop an understanding of the codes and conventions of Media, using this to create productions of their own
- Look at genres of films - action, horror, sci-fi, romance, and so on, and see what makes up a genre and what we as an audience come to expect from each of them
- Watch excerpts from cartoons and movies, to better recognise how and why video production techniques are implemented and the effect they have. You'll never look at a movie the same way again!

Music

In Year 7 you will learn that Music is a universal language that brings joy, harmony and builds self confidence. You will:

- Be introduced to many percussion instruments and encouraged to create your own dynamic rhythms on our music computer programs
- Learn about the 5 different musical families, various genres and a unique history of how metal and hiphop evolved
- Learn 3 different beats on the djembe and electric drums and basic chords on the ukulele.

Performing Arts

In Year 7 expect to have a lot of fun with the Performing Arts. You will:

- Work on the idea "Give it a go" where all students are encouraged to try their best
- Explore all the different ways our bodies can move to create characters and stories
- Explore all the exciting ways we can entertain audiences using performance art
- Learn about the stage and the basics of creating dramatic works



- Play different characters and create performances for audiences to enjoy
- Use team work, creativity, innovation and originality to create performances.

Physical Education

In Year 7 you will learn about being healthy, safe and active. You will:

- Have fun learning how your body works and developing important skills that will help you participate in games and sport
- Learn rules of the game and how to be an active member of a team
- Get to play and learn the rules of a variety of sports.

Science

In Year 7 you will discover how we use scientific models in everyday life to make sense of life on Earth and the Universe. You will:

- Discover the diversity within the biosphere and how we classify life
- Use food chains, food webs and the water cycle to explore the flow of energy and matter through ecosystems
- Explore the notion of renewable and non-renewable resources
- Investigate how different forces affect motion

- Investigate relationships within the earth-sun-moon system
- Investigate the differences between pure substances and mixtures, identify examples of each and use a range of physical separation techniques
- Identify questions and problems that can be investigated scientifically and make predictions based on scientific knowledge, while identifying scientific variables.

Visual Arts

In Year 7 Art is a fun, busy and creative environment. You will:

- Be given the opportunity to explore different media
- Experiment with drawing, painting and ceramics
- Be introduced to 'The Elements of Art'.

Woodwork and Metal Technology

In Year 7 you will undertake a variety of projects in the Workshop. You will:

- Learn the technology process (investigate, design, produce and evaluate)
- Have the opportunity to use electrical machinery to shape projects
- Develop skills using hand tools
- Complete projects to take home.

BEHAVIOUR AND WELLBEING

Coodanup College is a Positive Behaviour Support (PBS) College and upholds the four College values of:



WHAT DOES POSTIVE BEHAVIOUR SUPPORT (PBS) MEAN?

PBS means that we aim to teach and support every student to meet our behaviour expectations at the College. Our behaviour expectations are also known as our school rules.

WHAT IS THE PBS MATRIX?

The PBS Matrix is our College's behaviour expectations, which;

- Actively teaches students the behaviour and social skills we want to see
- Raises student expectations
- Promotes a positive learning environment
- Holds everyone accountable.

Below is the PBX matrix which outlines the College's behaviour expectations:

	WE WILL LEARN	WE WILL BE SAFE	WE WILL BE FAIR	WE WILL BE PROUD
ALWAYS	<ul style="list-style-type: none"> • Follow fair and reasonable instructions • Manage conflict responsibly • Use appropriate language and behaviour • Be kind, considerate and appreciative of others • Use technology and resources appropriately 			
LEARNING TIME	<ul style="list-style-type: none"> • Bring all necessary equipment • Be on time • Fully participate in the learning experience 	<ul style="list-style-type: none"> • Stay in class • Use equipment safely • Move around considerately 	<ul style="list-style-type: none"> • Put our hand up to speak • Ask to borrow from others • Actively listen to others • Let others learn 	<ul style="list-style-type: none"> • Wear our uniform • Leave our classroom tidy • Keep our work neat and tidy • Acknowledge your success and that of others
BREKTIME	<ul style="list-style-type: none"> • Encourage positive activities • Use our manners • Report bullying • Participate in positive activities 	<ul style="list-style-type: none"> • Stay within College boundaries • Play safely 	<ul style="list-style-type: none"> • Wait patiently in queues • Take turns with recreational equipment • Include others 	<ul style="list-style-type: none"> • Maintain all equipment and resources • Put litter in the bins • Take care of the College environment
OFF SITE SCHOOL ACTIVITIES	<ul style="list-style-type: none"> • Return permission slips completed and on time • Actively listen • Actively participate 	<ul style="list-style-type: none"> • Work cooperatively • Stay together • Adhere to time schedules • Wait for instructions 	<ul style="list-style-type: none"> • Follow the site rules • Be courteous to members of the public and facilitators • Let others do their jobs 	<ul style="list-style-type: none"> • Leave a good impression • Represent our College confidently
BEFORE & AFTER SCHOOL	<ul style="list-style-type: none"> • Eat a healthy diet • Come to College on time • Study and complete set tasks • Read for learning 	<ul style="list-style-type: none"> • Leave bikes/scooters in assigned areas • Follow road rules • Wait calmly for the bus • Make responsible choices 	<ul style="list-style-type: none"> • Be kind on social media • Use manners on the bus • Use manners at the shops 	<ul style="list-style-type: none"> • Be law abiding citizens • Promote our College positively



WHAT REWARDS ARE THERE FOR MEETING EXPECTATIONS?

You have the opportunity every day, every class to earn valuable reward points called PBIS points. From these points you can buy very cool stuff from the PBIS website (www.pbisrewards.com).

The College also has a PBIS store located in the Student Hub which is managed by the Student Services Team. The store is open twice a week, you can collect PBIS orders, make purchases to collect then and there, and troubleshoot any technical issues you may have with your PBIS account. You will be given your login details at the beginning of the College year by your Homeroom Teacher.

HOW DOES COODANUP COLLEGE DISCOURAGE BULLYING?

Coodanup College is committed to fostering a positive learning environment where students and staff feel safe and individual differences are respected. Coodanup College has a responsibility to provide a learning environment that promotes dignity and safety of students, as well as reduce all forms of bullying, harassment and aggression.

Our expectation is that students manage conflict responsibly, are kind, considerate and appreciative of others, and report bullying to staff.

Coodanup College does not tolerate bullying, violence, discrimination or harassment. Everyone at Coodanup College has a responsibility to help prevent these behaviours from occurring.

Research, both in Australia and overseas, supports the following strategies to prevent and reduce bullying at Coodanup College:

- A whole-school approach that utilises a multi-faceted approach to bullying prevention
- An increased awareness of bullying in our College community through:
 - Bullying prevention sessions with students during transition
 - Year group and whole school assemblies
 - Use of the Wave of Bullying resource in education sessions and during individual incidents.
- A whole-school detailed policy that addresses bullying
- Effective classroom management, classroom rules and a positive College environment that promotes safety, as outlined in the Positive Behaviour Support section of the College website
- Effective methods of behaviour management that are non-hostile and non-punitive, including use of Restorative Justice Practices.



BEHAVIOUR AND WELLBEING

What is Bullying?

Bullying is “repeated verbal, physical and/or social behaviour that causes physical and/or psychological harm”. It can involve an individual or a group misusing their power over one or more persons.

Bullying can happen in person or online, and it can be obvious (overt) or hidden (covert).

Single incidents and conflict or fights between equals, whether in person or online, are not defined as bullying, however these conflicts still need to be addressed and resolved.

Behaviours that do not constitute bullying include:

- Mutual arguments and disagreements (where there is no power imbalance)
- Not liking someone or a single act of social rejection
- One-off acts of meanness or spite
- Isolated incidents of aggression, intimidation or violence.

Roles students may play in bullying

Students may take on different roles in different circumstances. The range of roles students take in bullying may be:

- As the target of bullying
- The student engaging in bullying behaviour
- As a bystander – someone who sees or knows about someone being bullied.

Bystanders can play a number of roles:

- Students who assist the students who are bullying and actively joining in

- Students who encourage and give silent approval to the students who are bullying
- Students who watch the bullying (or hear about it) but are passive and do nothing
- Students who defend or support the student who is being bullied by intervening, getting teacher support or comforting them.

Bystanders play an important role in bullying. The ‘Coodanup College Way’ is for bystanders to get teacher support and look after young people impacted by bullying.

What to do if you are being bullied or know bullying is taking place

- As soon as possible, get teacher support so they can help address the problem. Remember it is always okay to talk about bullying. The Year Coordinator and Student Services Team are able to support with bullying situations and help students deal with bullying and harassment
- Talk to someone at home about what is happening
- Make a commitment to treating everyone with respect and dignity
- If you are a bystander in a bullying situation, offer support to the person who is being bullied and encourage them to seek help
- If the bullying is occurring online or via text messages, ensure records of the bullying are kept and talk to a teacher or guardian immediately
- If students do not feel comfortable speaking to parents, staff or peers, the Kids Helpline can be contacted on 1800 55 1800 to provide further support and guidance.



TAKE A
STAND
TOGETHER

the wave of BULLYING

BULLYING BEHAVIOURS

Emerging Escalating Harassing Extreme

- Eye rolling
- Glaring
"dirty looks"
- Purposely
excluding others
- Gestures
- Gossiping
- Spreading rumours
- Teasing and
name calling
- Hacking someone's
social media
- Sending mean
texts or DM's
- Intimidation
- Being mean or rude
- Chipping or
shaping up
- Publicly embarrassing
someone
- Filming someone
without permission
- Threats
- Damaging or stealing
others property
- Stalking or following
someone
- Violence
or mobbing

"Twenty years from now you will be more disappointed
by the things that you didn't do than by the ones
you did do. So throw off the bowlines.
Sail away from the safe harbour.
Catch the trade winds in your sails.

Explore. Dream. Discover."

Mark Twain



ABN: 32 369 329 324

www.coodanup.wa.edu.au

Wanjeep St Mandurah WA 6210

Ph: (08) 9581 0900

f [coodanupcollege](https://www.facebook.com/coodanupcollege)